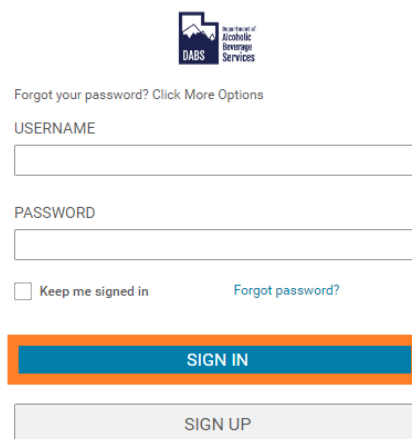
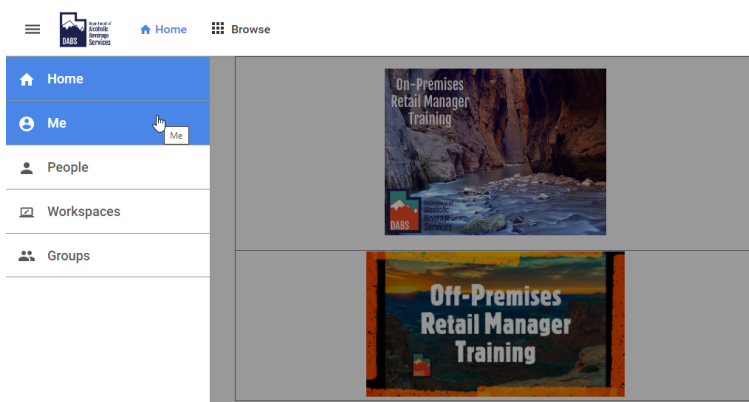


To print additional and/or replacement certificates, log back into the DABS Learning Portal page at <https://utah-dabcpublic.sabacloud.com/>. Username is the email used when registering.

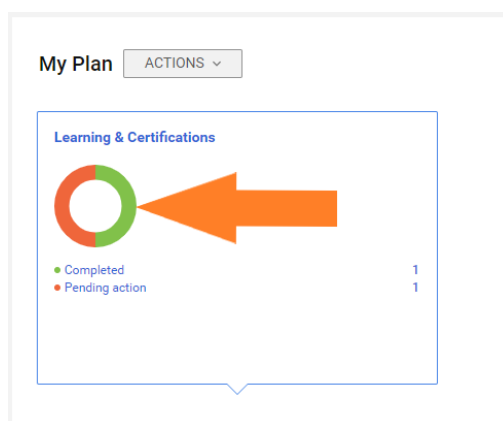


The image shows the login page for the DABS Learning Portal. At the top left is the DABS logo, which includes the text "Department of Alcoholic Beverage Services" and "DABS". Below the logo is the text "Forgot your password? Click More Options". The form contains two input fields: "USERNAME" and "PASSWORD". Below these fields are two checkboxes: "Keep me signed in" and "Forgot password?". At the bottom of the form are two buttons: "SIGN IN" (highlighted with an orange border) and "SIGN UP".

Once you are on the homepage, click on the three black lines in the upper left-hand corner. From here click the "Me" menu.



Select the green part of the circle.



Click the PRINT CERTIFICATE button and you're done!

NAME	PROGRESS	DUE	ACTIONS
DABS Off Premise Manager Training Course Web-Based	SUCCESSFUL On: 09-NOV-2022 Score: 100	-----	PRINT CERTIFIC...